
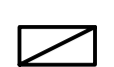












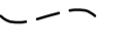
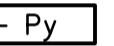







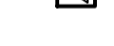
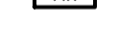
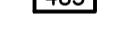
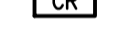
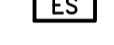



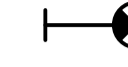






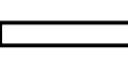





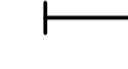







LEGEND

-  ELECTRICAL SERVICES SWITCHBOARD.
-  SWITCHBOARD / CONTROL PANEL NOT PROVIDED AS PART OF THE ELECTRICAL SUBCONTRACT.
-  SINGLE POWER OUTLET.
-  DOUBLE POWER OUTLET.
-  SPECIAL PURPOSE POWER OUTLET.
-  SINGLE PHASE ISOLATOR.
-  THREE PHASE ISOLATOR.
-  PENDANT STYLE POWER OUTLETS.
-  ELECTRICAL FLOOR BOX, TYPE AS NOTED.
-  ONE-WAY LIGHT SWITCH C/W DIMMER.
-  ONE-WAY LIGHT SWITCH.
-  TWO-WAY LIGHT SWITCH.
-  CIRCUIT LINE.
-  SWITCH LINE.
-  DB-x - Py POWER CIRCUIT DESIGNATION. DENOTES DB AND CIRCUIT.
-  ELECTRICAL EQUIPMENT AS NOTED.
-  RJ45 COMMUNICATIONS OUTLET.
-  NBN NETWORK TERMINATION DEVICE.
-  SECURITY KEY PANEL.
-  SECURITY DIRECTIONAL MOTION DETECTOR.
-  SECURITY STROBE.
-  SECURITY PIEZO SIREN.
-  AUDIO VISUAL OUTLETS, TYPE AS NOTED.
-  ACCESS CONTROL RS485 CABLE.
-  ACCESS CONTROL CARD READER.
-  ACCESS CONTROL ELECTRICAL STRIKE.
-  ACCESS CONTROL MAGNETIC DOOR HOLDER.
-  ACCESS CONTROL EXIT PUSH BUTTON.

LEGEND

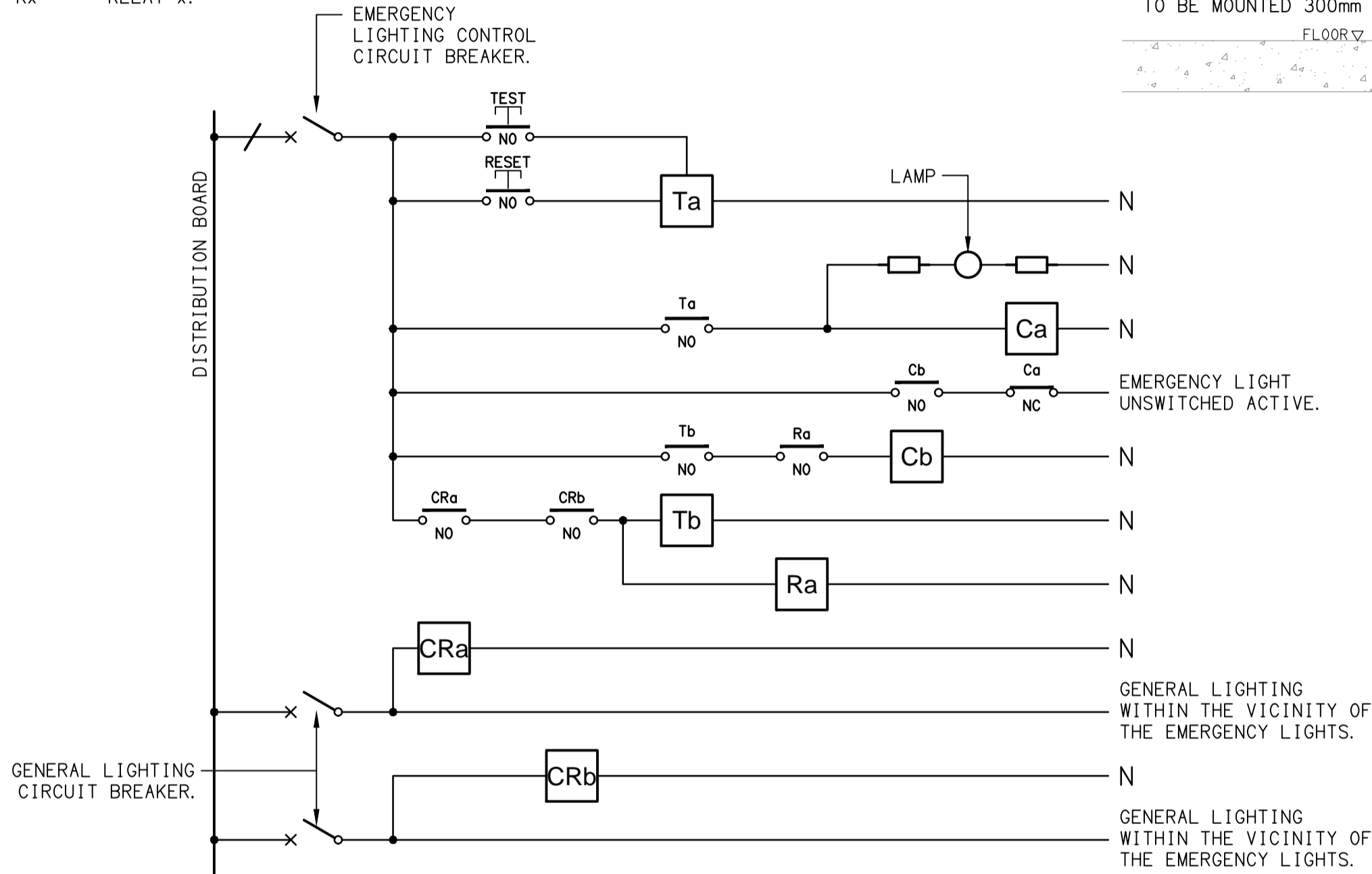
-  REFER TO DETAIL NOTED FOR THE AREA SHOWN HATCHED. ADDITIONAL OUTLETS & FITTINGS MAY BE SHOWN ON DETAIL.
-  E1: GENERAL RECESSED LED EMERGENCY LIGHT.
-  EX: EMERGENCY LED EXIT LIGHT.
-  Lx: LIGHT FITTING C/W NON-MAINTAINED EMERGENCY BATTERY PACK. TYPE AS NOTED.
-  L1: 300 X 1200 T-BAR LED FLAT PANEL.
-  L2: 600 X 600 T-BAR LED FLAT PANEL.
-  L3: 600 X 600 RECESSED PB LED FLAT PANEL.
-  L4: LED STRIP LIGHT BEHIND CUPBOARD DOOR HEAD C/W SENSOR.
-  L5: RECESSED AMENITY LED DOWNLIGHT.
-  L6: RECESSED OFFICE LED DOWNLIGHT.
-  L7: 1500 LONG SUSPENDED LED EXTRUSION.
-  L8: 1500 LONG SUSPENDED LED EXTRUSION.
-  L9: 4000 LONG SUSPENDED LED EXTRUSION.
-  L10: FEATURE SUSPENDED OVAL PENDANT.
-  L11: MAGNETIC TRACK RECTANGULAR DALI DIMMABLE SYSTEM.
-  L12: RECESSED DALI DIMMABLE LED DOWNLIGHT.
-  L13: FEATURE RECEPTION LED WALL LIGHT.
-  L14: COFFER LED STRIP LIGHT.
-  L15: 1200 LONG SURFACE BATTEN.
-  L16: 800 LONG SUSPENDED LED EXTRUSION.
-  L17: FEATURE KITCHEN SUSPENDED PENDANT.
-  L18: MAGNETIC TRACK STRAIGHT SYSTEM.

NOTE

ALL ELECTRICAL PENETRATIONS THROUGH THE ROOF SHEETING ARE TO BE IN LINE WITH THE STRUCTURAL OR MECHANICAL SERVICES PENETRATIONS TO AVOID DEDICATED FLASHINGS FOR THE ELECTRICAL SERVICES.

EQUIPMENT:

- TEST - TEST PUSH BUTTON MOUNTED ON THE DISTRIBUTION BOARD ESCUTCHEON.
- RESET - RESET PUSH BUTTON MOUNTED ON THE DISTRIBUTION BOARD ESCUTCHEON.
- LAMP - AMBER TEST INDICATING LAMP MOUNTED ON THE DISTRIBUTION BOARD ESCUTCHEON.
- Ta - ADJUSTABLE 0-3 HOUR TIMED RELAY.
- Tb - 15 MINUTE RUN-ON TIMER TO OPERATE UPON THE RETURN OF MAINS POWER.
- Cx - CONTACTOR x.
- CRx - CONTROL RELAY x.
- Rx - RELAY x.

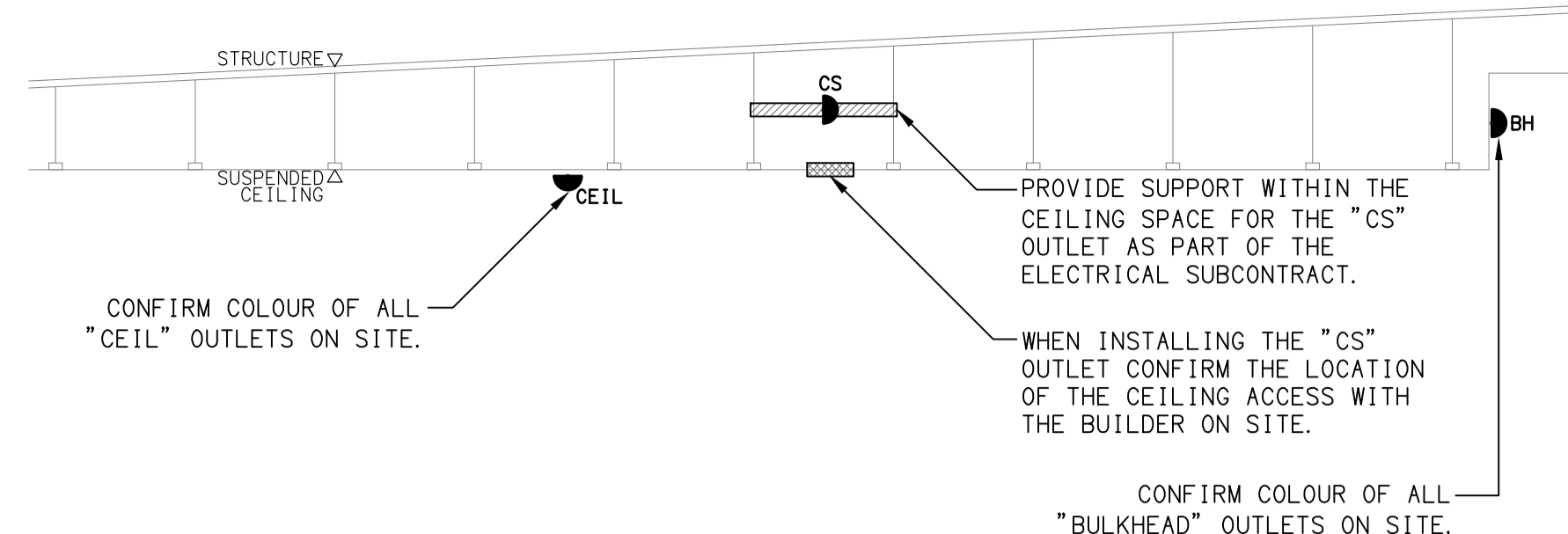


SCHMATIC

EMERGENCY LIGHTING
NOT TO SCALE

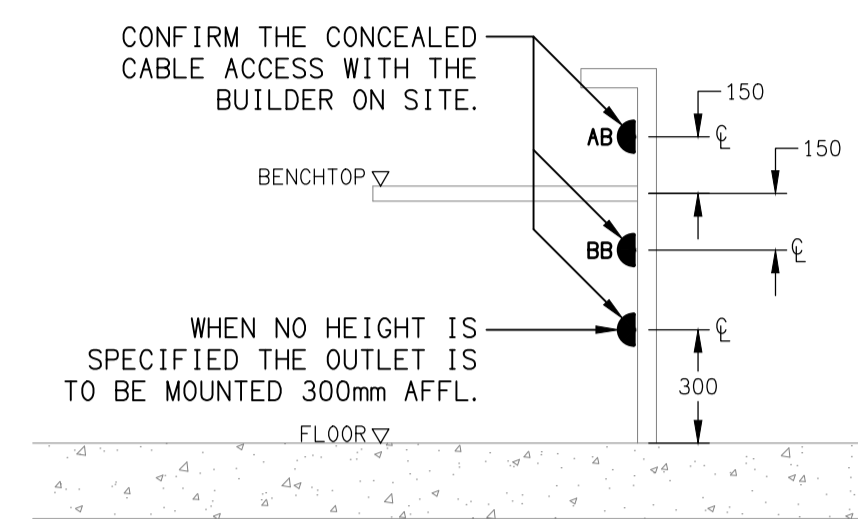
NOTES

1. THE EMERGENCY LIGHT UNSWITCHED ACTIVE / GENERAL LIGHTING SWITCHED ACTIVE CIRCUIT ARRANGEMENT AND CONTROL IS TYPICAL FOR ALL CIRCUITS SUPPLYING EMERGENCY LIGHTS.
2. PROVIDE ADDITIONAL CONTROL RELAYS (CRx) CONFIGURED AS PER CRa AND CRb FOR ALL ADDITIONAL LIGHTING CIRCUITS THAT SUPPLY LIGHTS IN THE VICINITY OF THE EMERGENCY LIGHTS.



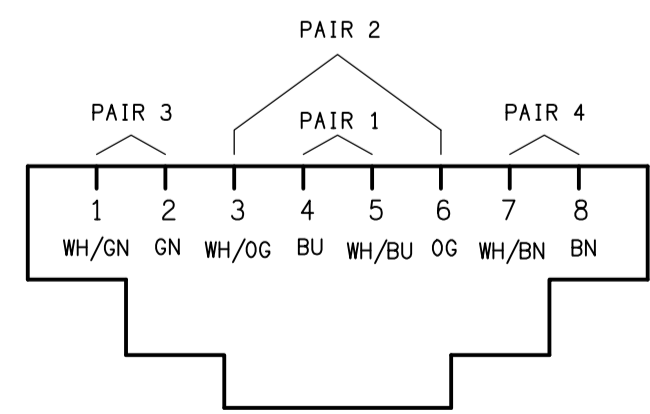
NOTE

THE MOUNTING ARRANGEMENTS AND OUTLETS SHOWN ON THIS DETAIL ARE GENERIC AND MAY NOT BE REQUIRED ON THIS PROJECT.



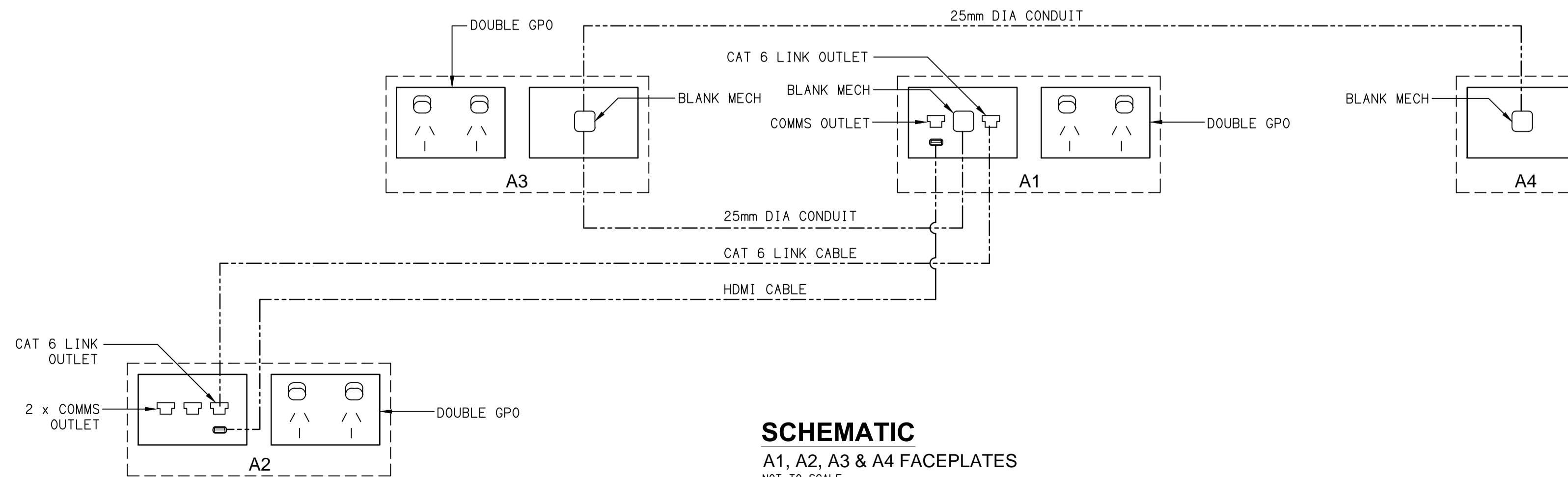
DETAIL

TYPICAL OUTLET MOUNTINGS
NOT TO SCALE



SCHMATIC

RJ45 PINOUT CONFIGURATION
NOT TO SCALE



SCHMATIC

A1, A2, A3 & A4 FACEPLATES
NOT TO SCALE

ELECTRICAL DESIGN GROUP BRISBANE
PTY LTD
ACN 092 710 793
TRADING AS:
ELECTRICAL DESIGN GROUP

THE COPYRIGHT OF THIS DRAWING
REMAINS THE PROPERTY OF THE
ELECTRICAL DESIGN GROUP.
USE FIGURED DIMENSIONS
IN PREFERENCE TO SCALE.
ALL DIMENSIONS TO BE
VERIFIED ONSITE.

ELECTRICAL DESIGN GROUP
ELECTRICAL BUILDING SERVICES CONSULTANTS
BRISBANE GOLD COAST

P.O. Box 15, Sherwood Q.4075
Phone: (07) 3278 4375
Email: brisbane@edg.net.au
Web: www.edg.net.au

PROJECT:
78 MUSGRAVE ROAD, RED HILL

BRISBANE

B	TENDER	23/11/2023
REV:	DESCRIPTION:	DATE:

DRAWING:
**ELECTRICAL SERVICES
LEGEND & DEALS**

SCALE: NOT TO SCALE AT A1	PROJECT NO: C3148a	DRAWING NO: E01	REVISION: B
------------------------------	------------------------------	---------------------------	-----------------------